


POWER - SIGNAL - DIGITAL75 Cables



AVO SIGNAL 2RCA-DIN5

AVO POWER5
(SNAIC5 equivalent)

AVO SIGNAL DIN4-XLR
(Stereo Amplifier)

AVO SIGNAL DIN5-5

Overview:

AV Options **POWER - SIGNAL AND DIGITAL75** cables are designed for use with Naim Audio equipment. They are a significant upgrade over the very good stock Naim cables and from other suppliers making cables for Naim kit. Our RCA-RCA and XLR-XLR cables also work extremely well with all other audio brands.

AVO POWER and SIGNAL Specs:

- **AVO WSNR** (*Wide Spectrum Noise Reduction* - developed by *Chris West and Nick Despotopoulos*) Incorporating Anti-Interference Dual Conductivity EMI shielding
- UP-OCC Copper wire (Ohno Continuous Cast Copper 99.99998% pure) - 20 AWG conductors
- Each conductor core consists of seven strands (one central strand surrounded by six finer diameter strands)
- Conductor Insulation: PTFE (Teflon)
- In-house precision built wires for each cable are made in a 2-core, 3-core, 4-core, or 5-core version, to exactly suit the cable type

AVO POWER and SIGNAL Connectors:

- Preh DIN
- WBT RCA Nextgen - 0110Cu
- Neutrik XLR

AVO DIGITAL75:

- 75Ohm coax cable
- Canare 75Ohm BNC and RCA connectors

All AVO Cables:

- Burn In: from 75 to 100 hours play time
- Directional markings indicated as needed
- 1.75 inch radius bend without crimping
- AVO Deep-Cryo treatment for all finished cables-connectors (in partnership with Charles Beresford - Cryogenics International) <https://www.avoptions.com/about/deep-cryo>
- Master Level Termination by Christopher West in the USA AVO Workshop

AVO Cables	US Retail
POWER4 - 1.23 meters	\$1699.00
POWER5 - 1.23 meters <i>AV Options POWER4 and POWER5 are equivalent to Naim Audio SNAIC4 and SNAIC5 cables.</i>	\$1699.00
SIGNAL DIN4-XLR Stereo - 1 meter	\$1699.00
SIGNAL DIN4-XLR Mono - 1 meter <i>Left and Right mono pair for Naim 135/300/500 amps</i>	\$1699.00
SIGNAL DIN5-5 - 1.23 meters	\$1699.00
SIGNAL DIN4-5 - 1.23 meters	\$1699.00
DIGITAL75 (BNC or RCA) - 1 meter <i>DIGITAL75 is also available in the following lengths: 0.75 meter - \$599, 1.5 meter - \$749, 2 meter - \$799</i>	\$699.00
SIGNAL 2RCA-DIN5 - 1 meter	\$1699.00
SIGNAL RCA-RCA - 1 meter (Stereo pair)	\$1699.00
SIGNAL XLR-XLR - 1 meter (Stereo pair) <i>The above three SIGNAL cables are also available in the following lengths: 1.5 meter - \$2099, 2 meter - \$2499</i>	\$1699.00

[To Order Click Here](#)

For **POWER4**, **POWER5**, **DIN4-5** and **DIN5-5** - the optimum length in a Naim system is 1.23 meters.
 For **DIN4-XLR** (Mono or Stereo) - the optimum length in a Naim system is 1 meter.
 Longer runs are not recommended.

Naim Audio New Classic Range



AVO Cables	US Retail
SIGNAL XLR-XLR - 1 meter (Stereo pair) - Balanced Outputs to Unbalanced Inputs / New Classic Preamp (XLR outputs) to NAP135s, NAP 300, or NAP 500 (L/R XLR inputs)	\$1699.00
SIGNAL 2XLR-XLR - 1 meter (Stereo) - Balanced Outputs to Unbalanced Input / New Classic Preamp (XLR outputs) to legacy 250 (stereo XLR)	\$1699.00
SIGNAL DIN4-XLR - 1 meter (Stereo pair) – Unbalanced Outputs to Balanced Inputs / Legacy PS (DIN4 outputs) to New Classic amp (XLR inputs)	\$1699.00
SIGNAL DIN4-2XLR - 1 meter (Stereo) - Unbalanced output to Balanced Inputs / Legacy preamp (DIN4 output) to New Classic amp (XLR inputs)	\$1699.00
SIGNAL XLR-XLR (Stereo Pair) New Classic - 1 meter - Balanced Outputs to Balanced Inputs / New Classic Preamp (XLR outputs) to New Classic amp (XLR inputs)	\$1699.00

[To Order Click Here](#)

All prices above are for 1 meter length.
 This is the appropriate (optimum) length for these interconnects.
 Longer runs are not recommended.

AVO New Cables Testimonials

Direct to AV Options:

■ The AVO SIGNAL cables as you said are quite good out of the gate and am liking them in the system. Better separation as well as clarity and presence in particular. So far I have about a months play on them. UPDATE! My system with the new ICs and now with around 100 plus hours of use has indeed been getting better and better in all the the areas I previously mentioned in my last email but also in particular in the reproduction of musical dynamics ... in both small and large swings. I am really satisfied with the purchase!"

UPDATE - the AVO DIGITAL75 cables arrived and sound really good. My first impression is that the sound seems to be more in focus. Came across to be so on some solo piano recordings...e.g. Argerich, Schumann, Scenes from Childhood.

UPDATE #2 - 150 hours in - system is sounding wonderful...your DIGITAL75 BNC cables add more clarity, quieter background, as well as more focused imaging. Believe I am all set now and that the system is complete.

Took some time and a hiccup or two to get there but definitely well worth it. Thanks for everything!

Phil S.
Brooklyn, NY
May 2023

■ My original plan was to place your new AVO SIGNAL cable on a DAC-V1 but I placed it on my NDAC/XPS2 which I was contemplating selling; not anymore! The transformation was immediate and palpable. For the first time I'm hearing all the fine subtleties and nuances to go with the grunt and heft that the XPS2 gives. I'm very satisfied!

Gil R.
Beaverton, OR
May 2023

■ AVO Team - Just a quick update. Got the 6 SIGNAL DIN-XLR mono cables hooked up in my AVO restored Naim 135 6 Pack system on Wednesday before leaving town that night. Wanted to have them nice and burned in by the time I return home Monday night.

Straight out the box they sounded great. Bigger stage, deeper bass. Looking forward to revisiting upon return!

Chris B.
Berkeley, CA
June 2023

Continued next page



■ AV Options Team,

Naim HiLine vs Chord Sarum vs AV Options SIGNAL

Due to some extraordinary circumstances I have come into possession of three highly rated signal cables for my Naim audio system.

The cables consist of:

- Naim HiLine
- Chord Sarum
- and the AV Options SIGNAL

I utilized all 3 cables between my Naim SuperNait 3 and my Naim ND5 XS 2.

Don't get me wrong, everyone of these cables elevated my system into a new stratosphere, in slightly different ways.

But once all is said and done, the AV Options SIGNAL was the clear choice. To my ears the background was quieter, the soundstage wider, detail clearer, bass lower and defined. This was all accomplished without any loss to that Naim signature sound I love.

I should have expected as much, since every AV Options product I have introduced to my system has been a big winner.

Thanks Nick and Chris for your passion for music and all things Naim.

Raymond B.
Cleveland Heights, OH
July 2023

From the Naim Forum:

■ It's hard to describe as the AVO cable just gives more of everything without any of the "hifi" stuff like deeper bass, better highs, deeper soundstage etc sticking out.

Everything just sounds coherent and right. There is definitely more speed and the timing is spot on so PRaT is much better.

It lets more information through without being thin or bright. Bass is deeper without sounding out of place or overblown.

It adds depth and space without sounding separated or out of place.

The biggest thing is the emotional involvement. It just sucks you in and gives you goosebumps.

nicnaim
211 June 20, 2023, 3:55pm

Install Guide and Warranty

Install Guide and Set Up Tips:

- Switch off your equipment before fitting or removing cables
- Route interconnect and speaker cables away from power cables where possible.
- Don't bend the cable excessively or subject it to undue force or pressure.
- Avoid touching the contact areas of the plug/connector.
- When fitting or removing the cable hold the plug/connector rather than the cable.
- For cables with plugs/connectors that have a release catch or locking collar (XLR, DIN, BNC) ensure the release catch is engaged or the collar is fully disconnected before removal.
- Allow a minimum of 75 to 100 hours playing music for burn-in.
- For DIN plugs, refresh the connections every 6 months by powering down the system, unplugging, and refitting them.



- For DIN plugs, first rotate the locking ring until it fully locks the plug, and then back it off slightly.
- When the cables have been fitted, you can “dress” them behind your system.
- You can form smooth curves in the cables to aid with this, as shown in this photo.
- Avoid a sharp bend in the cable that could cause a crimp in it. It's safe to do a curved bend down to a radius of about 2 inches.
- Keep cables from laying alongside AC cords.



Cable Direction:


Cable direction is marked by an arrow on the green heatshrinks, and should point away from the signal source. Also, the blue band is at the source end of the cable. In the example shown above, a Naim preamp is at the signal source end of an AVO POWER5.

WBT RCA Plugs - clamp force adjustment:

- If a WBT RCA plug is difficult to fit on an RCA socket, do as follows: From a rear viewpoint - while holding the gold collar at the rear of the plug, rotate the plug's barrel clockwise until the plug fits freely (but firmly).
- Ensure that the WBT RCA plug fit is not loose. To tighten: From a rear viewpoint - while holding the gold collar at the rear of the plug, rotate the plug's barrel counter-clockwise until the plug has a firm grip on the RCA socket.

Lifetime Warranty:


AV Options LLC cable products are covered by a lifetime warranty. This warranty includes defective materials and workmanship. It does not cover normal wear and tear, failure to follow instructions, unauthorized modifications or repairs nor any performance issues outside of advertised specifications. For any service under warranty please contact us at www.avoptions.com/contact and an RA Form will be issued according to these terms and conditions.



AVO SIGNAL 2RCA-DIN5



AVO SIGNAL DIN5-5



AVO DIGITAL75 BNC-BNC



AVO SIGNAL RCA-RCA (pair)



AVO SIGNAL DIN4-XLR Mono Cables



AVO SIGNAL XLR-XLR (pair) Balanced



